

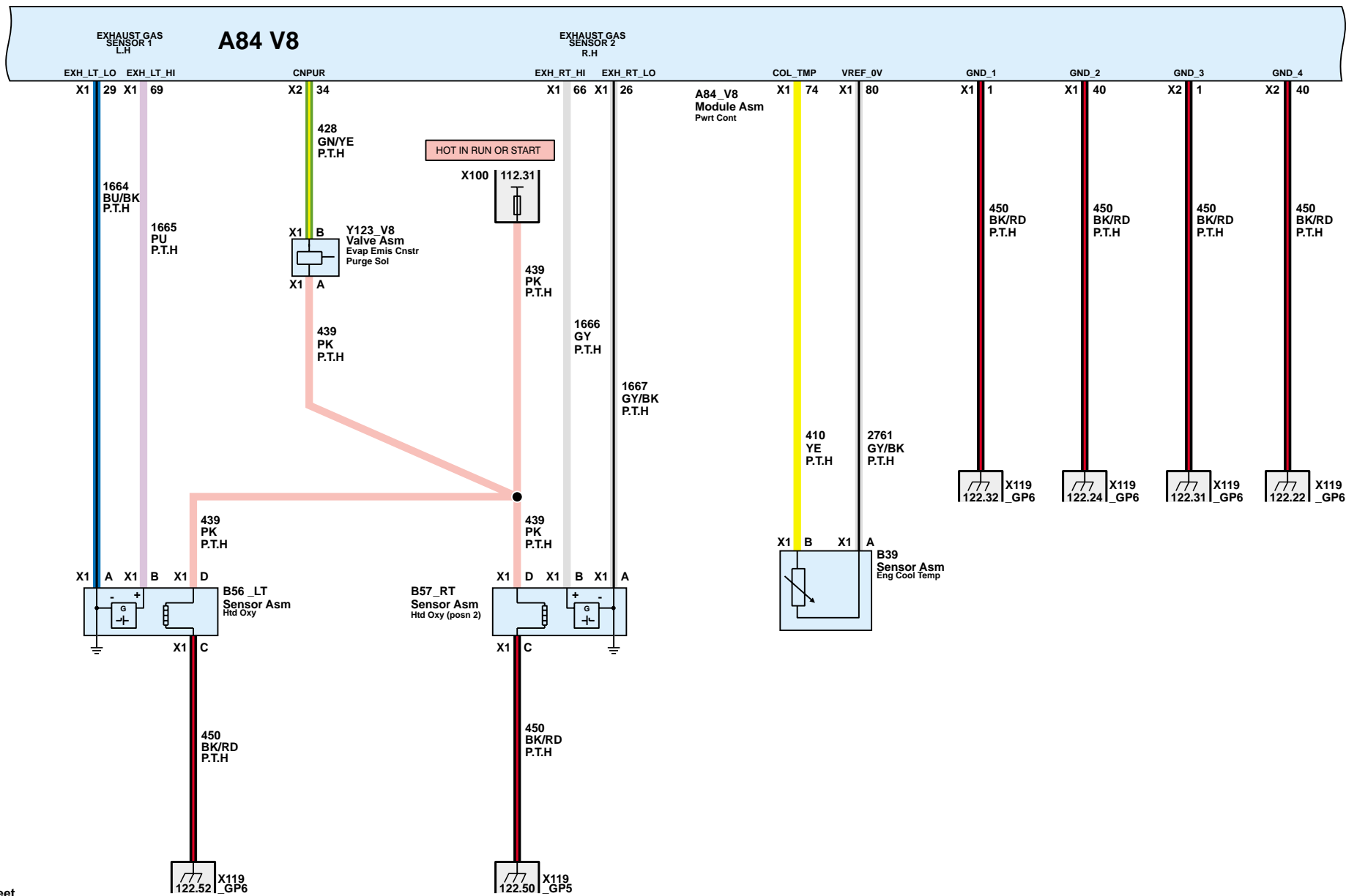
CONTINUED ON
SHEET 002

Sheet
001 of 140

Engine - Engine Sensors & Controls

MY2004 VY & V2 SERIES

V04_12PSHT001



CONTINUED ON
SHEET 003

CONTINUED ON
SHEET 005

A84 V8

COL_LV
X1 30

OIL_LV
X1 178

KNK_SIG1
X1 51

KNK_SIG2
X1 11

CMSHF POSN +V
X2 39

CMSHF POSN SIG
X1 73

FREQ IN
X1 61

CMSHF POSN 0V

CRK POSN +V
X1 02

CRK POSN SIG
X1 12

FREQ IN
X1 21

CRK POSN 0V

A84_V8
Module Asm
Pwrt Cont

68
GN
P.T.H

496
BU
P.T.H

1876
L-BU
P.T.H

631
WH/BK
P.T.H

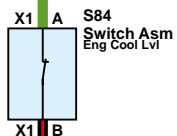
633
BN
P.T.H

632
RD/WH
P.T.H

2867
L-BU/WH
P.T.H

573
L-BU
P.T.H

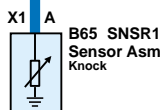
574
L-BU/BK
P.T.H




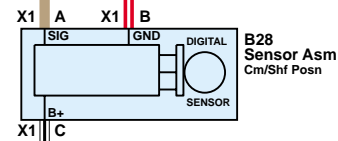
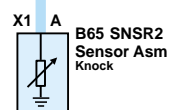
450
BK/RD
P.T.H



496
BU
K.S.H



1876
L-BU
K.S.H

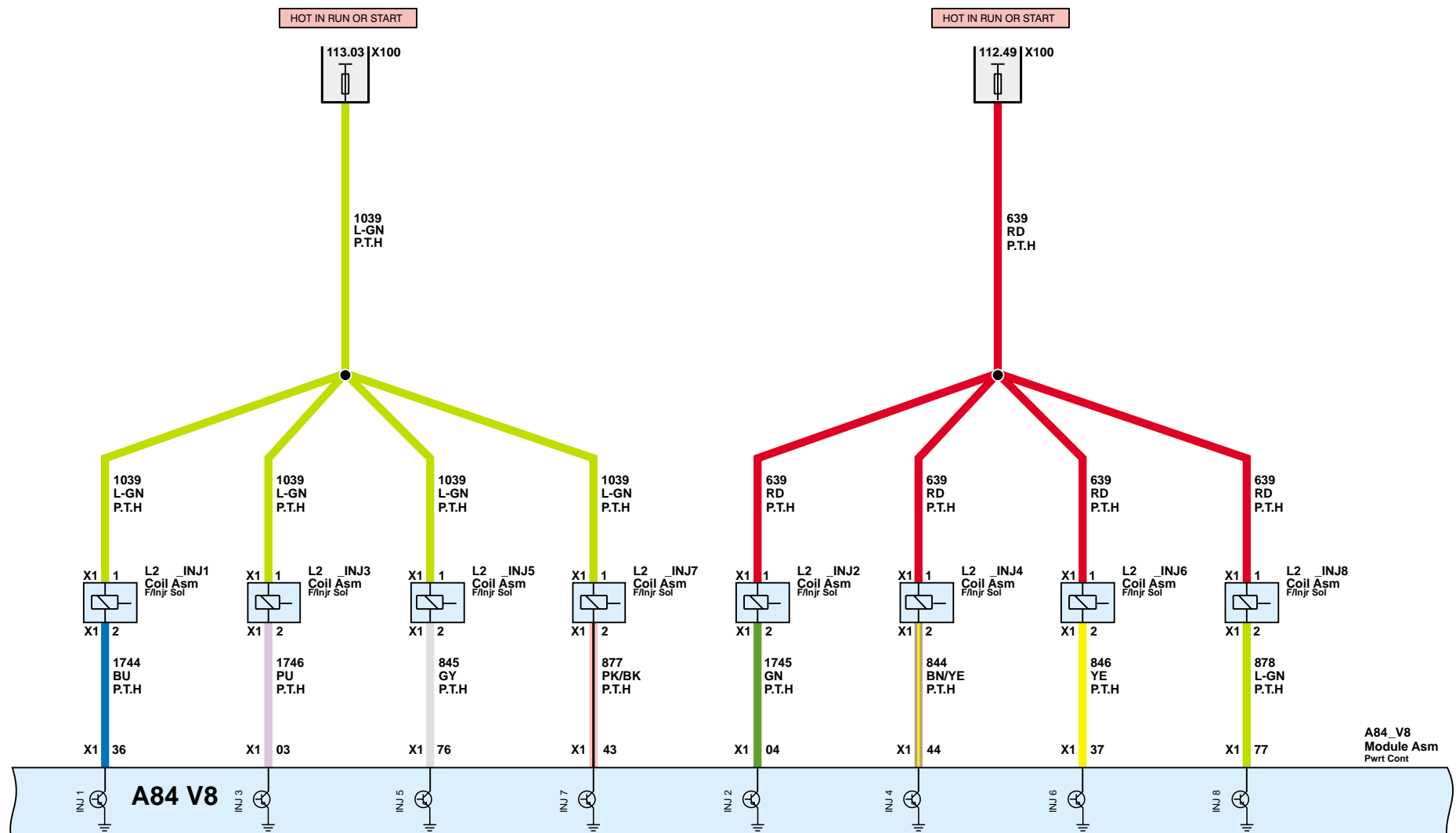


Sheet
004 of 140

Engine - Engine Sensors & Controls

MY2004 VY & V2 SERIES

V04_12PSHT004



CONTINUED ON
SHEET 004

CONTINUED ON
SHEET 006

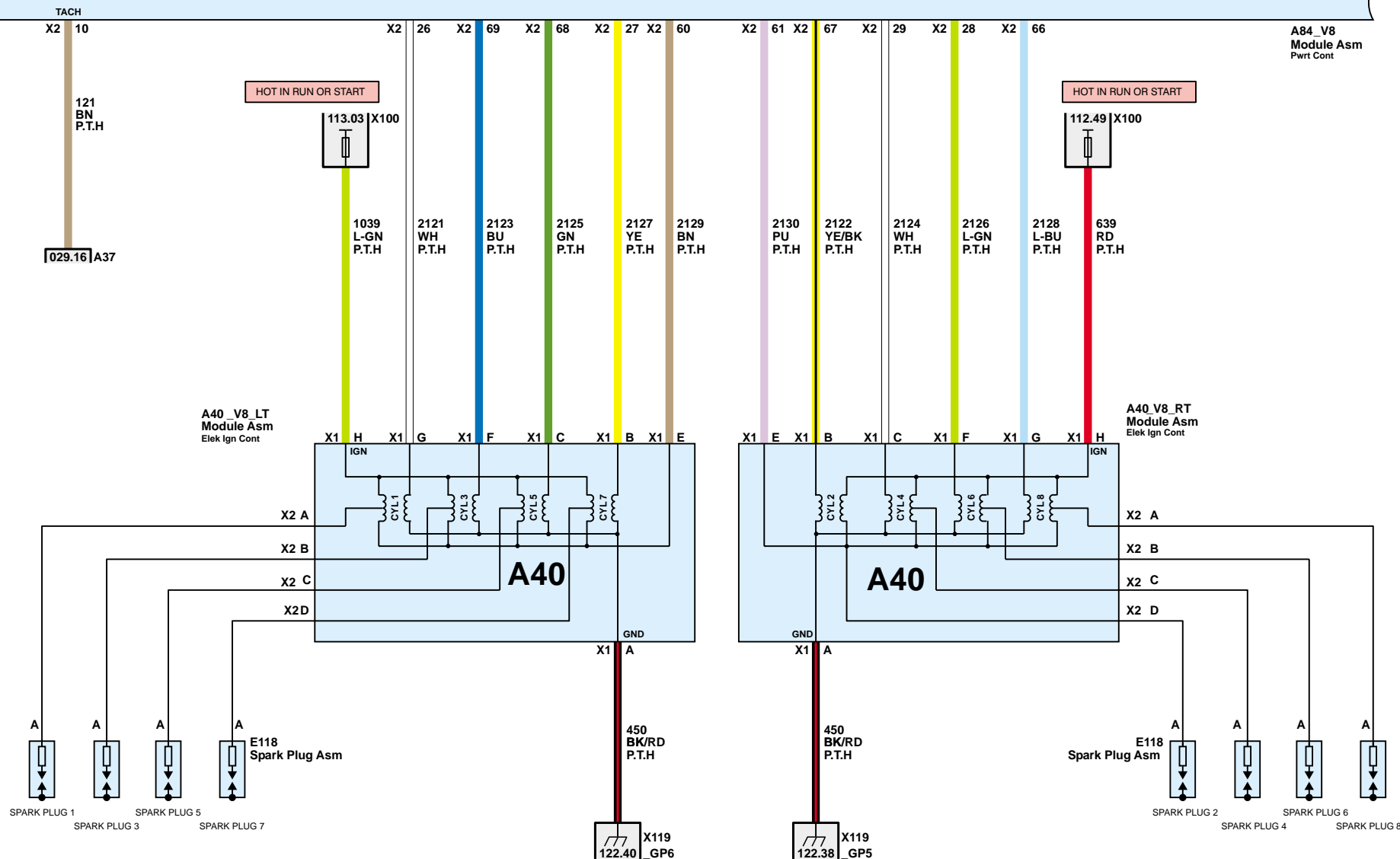
Sheet
005 of 140

Engine - Fuel Control

MY2004 VY & V2 SERIES

V04_12PSHT005

A84 V8



HOT AT ALL TIMES

111.44 X100

740
OG/BK
F.B.H

9 X206

740
OG
P.T.H

740
OG
P.T.H

740
OG
P.T.H

X1

20

BATT_1

X1

57

BATT_2

X1

19

IGN

X2

18

CMPR_CLU_CTL

X2

9

FLPMP

X2

43

CMPR_CTL

X2

33

HS_COL_FN

A84_V8
Module Asm
Pwrt Cont

X1

58

CLASS_2_SER_DAT

X2

50

SPDSG

X1

33

BRK_SIG

X2

53

SPK_RETARD

A84 V8

CONTINUED ON
SHEET 006

CONTINUED ON
SHEET 026

Sheet
007 of 140

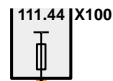
.00 .01 .02 .03 .04 .05 .06 .07 .08 .09 .10 .11 .12 .13 .14 .15 .16 .17 .18 .19 .20 .21 .22 .23 .24 .25 .26 .27 .28 .29 .30 .31 .32 .33 .34 .35 .36 .37 .38 .39 .40 .41 .42 .43 .44 .45 .46 .47 .48 .49 .50 .51 .52 .53 .54 .55 .56

Engine - Inputs/Outputs

MY2004 VY & V2 SERIES

V04_12PSHT007

HOT AT ALL TIMES



111.44 X100

740
OG/BK
F.B.H

9 X206

740
OG
P.T.H

740
OG
P.T.H

X2 C12

BATT+1

X2 D12

BATT+2

107.51 A158
031.23 X100 V6UTE
030.17 X100 V6V8S_W

465
GN/WH
F.B.H

16 X206

465
GN/WH
P.T.H

X3 E10

FL_PMP_RLY

040.20 X100

459
L-GN/BK
F.B.H

3 X206

459
L-GN/BK
P.T.H

X1 A9

CMPR_CTL

113.33 X100

434
GY
P.T.H

X1 A8

NSBU

113.33 S187

275
GY/BU
P.T.H

139.31 A15

800
RD/BK
F.B.H

11 X206

800
RD/BK
P.T.H

X2 C13

UART_PRI

028.30 A37

463
OG/WH
F.B.H

19 X206

463
OG
P.T.H

X1 B8

MMR

028.27 A37

464
BK/WH
F.B.H

7 X206

464
BK/WH
P.T.H

X1 B11

MMI

043.22 X100 V6
042.25 X100 HP

473
BU/WH
F.B.H

15 X206

473
BU/WH
P.T.H

X1 B12

HS_FAN

095.49 P3

5197
PU/WH
F.B.H

6 X206

5197
PU/WH
P.T.H

X2 C1

SPDSG

A84 V6

A84_V6
Module Asm
Pwrt Cont

CONTINUED ON
SHEET 009

Sheet
008 of 140

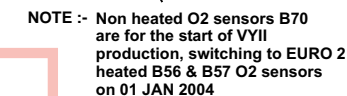
Engine - Module Inputs & Outputs

MY2004 VY & V2 SERIES

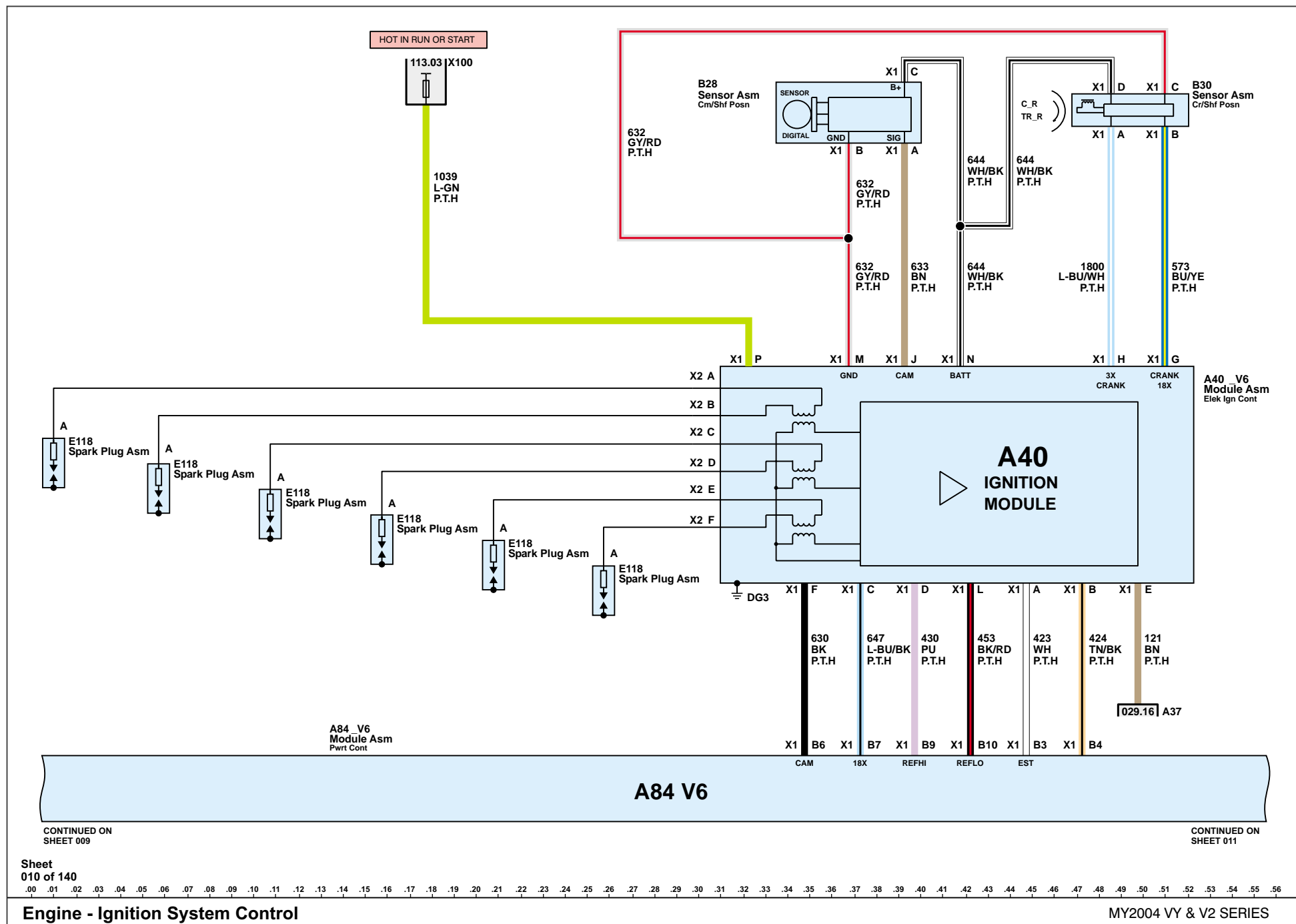
V04_12PSHT008

CONTINUED ON
SHEET 010

A84_V6
Module Asm
Pwrt Cont



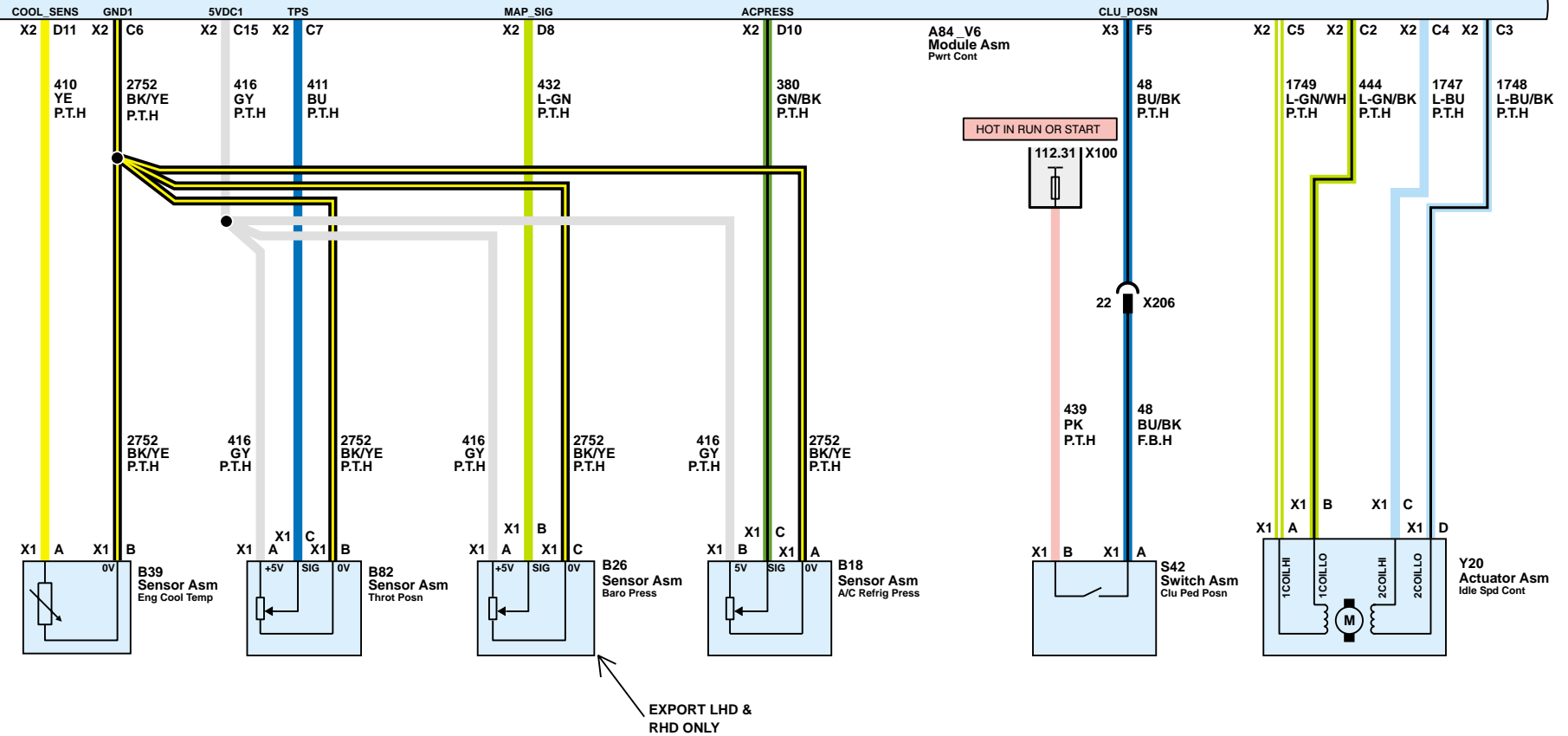
V04 12PSHT009



CONTINUED ON
SHEET 010

CONTINUED ON
SHEET 012

A84 V6



Sheet
011 of 140

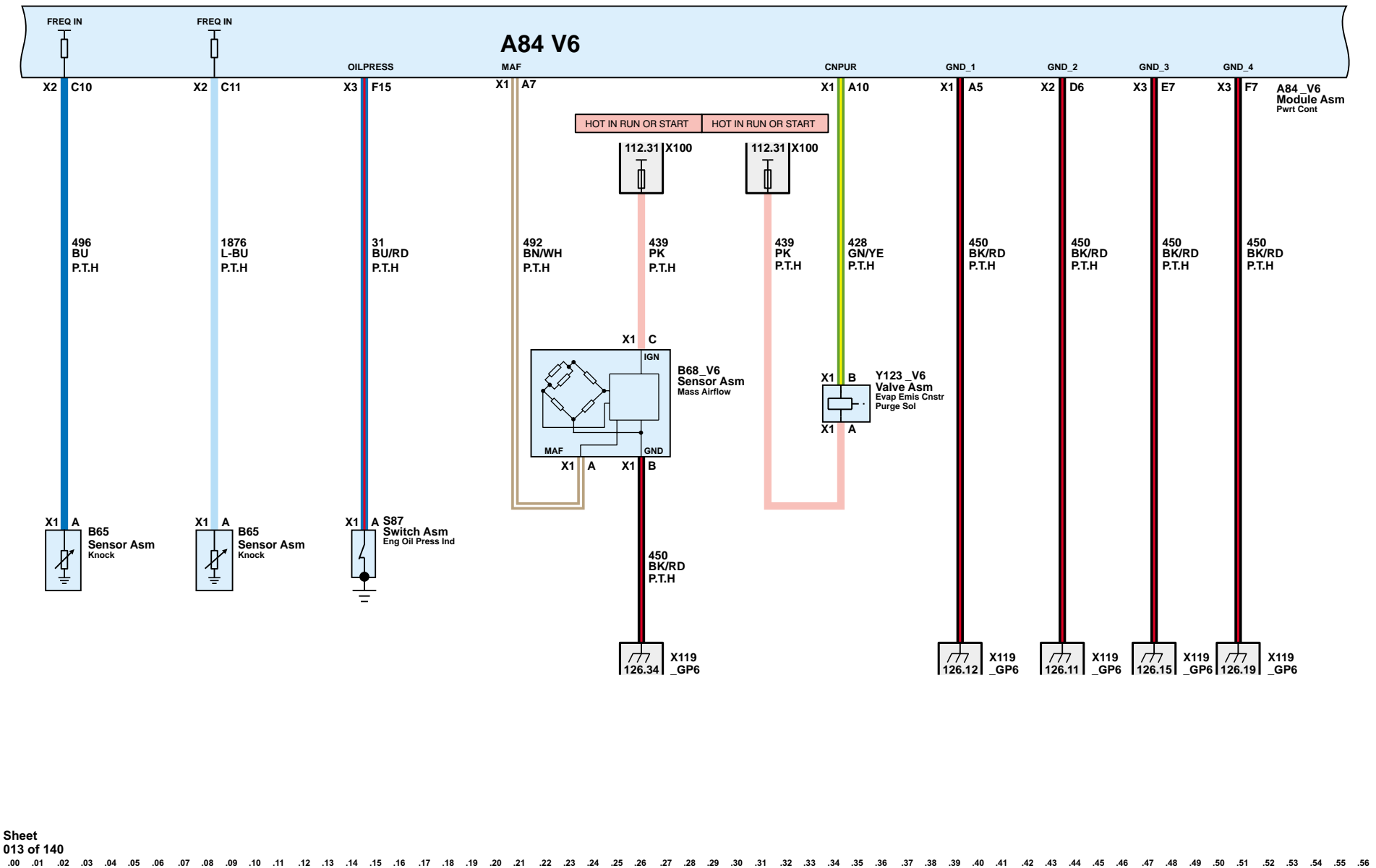
Engine - Engine Sensors & Controls

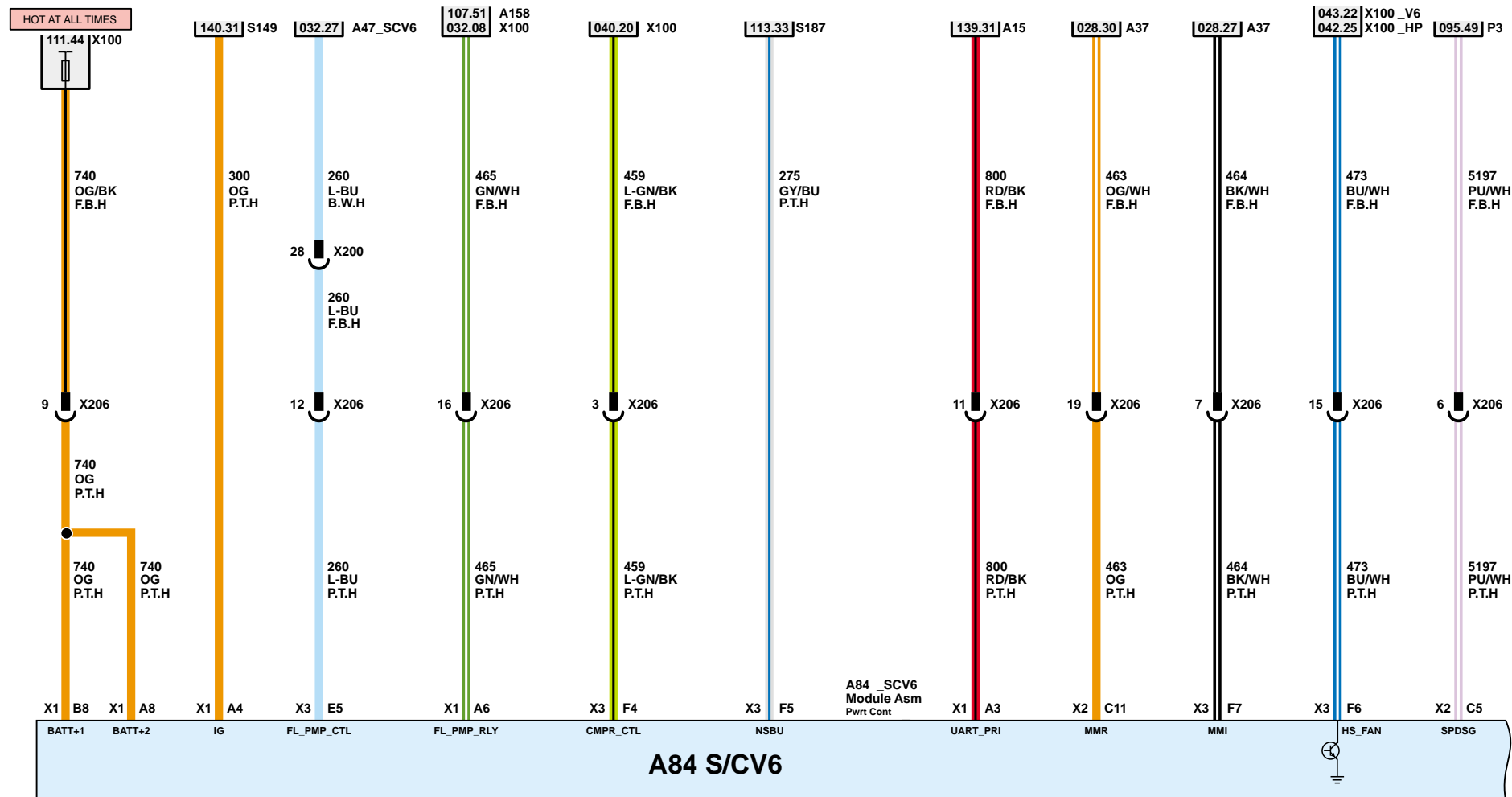
MY2004 VY & V2 SERIES

V04_12PSHT011

CONTINUED ON
SHEET 012

CONTINUED ON
SHEET 025





CONTINUED ON
SHEET 015

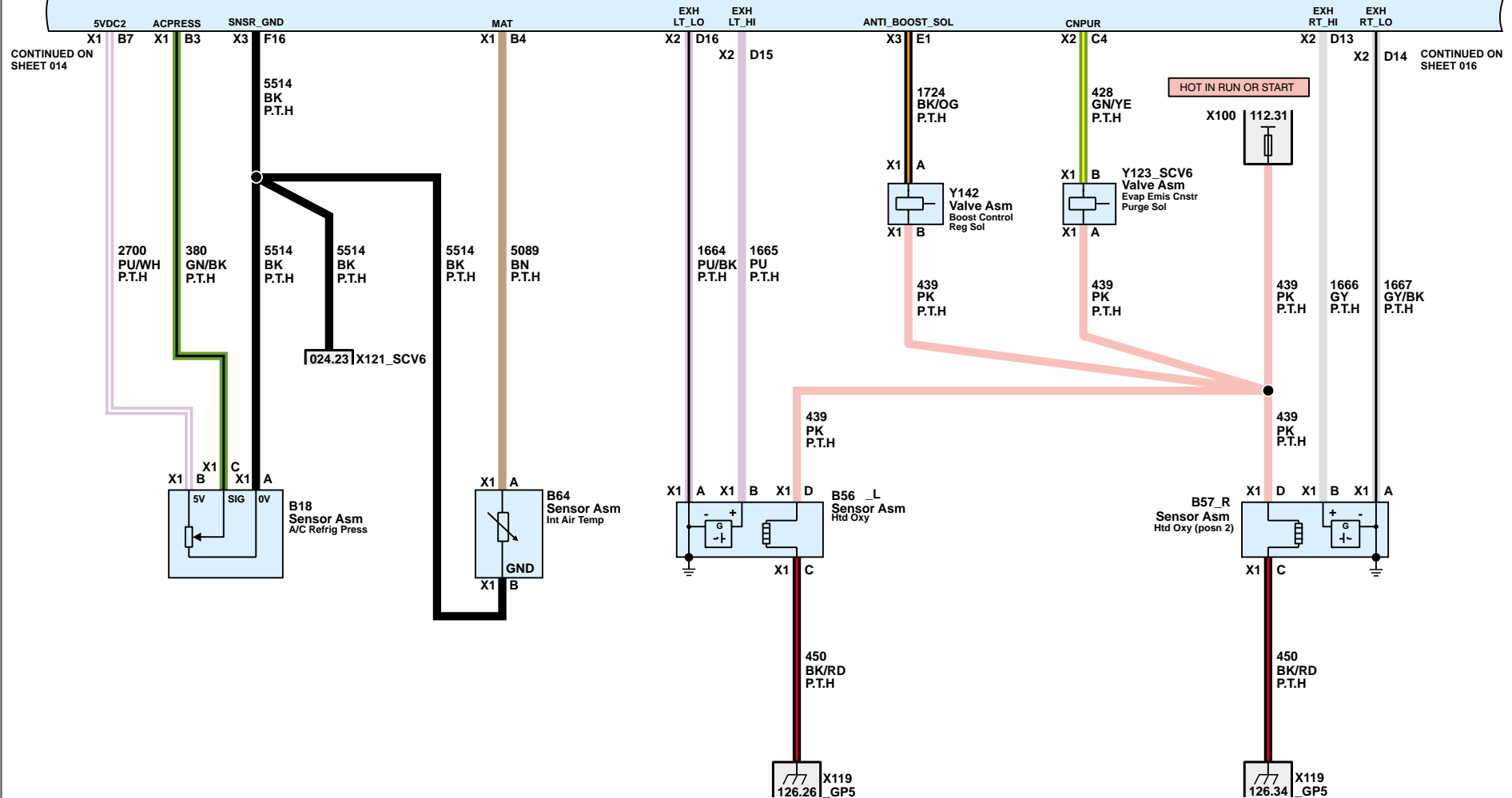
Sheet
014 of 140

Engine - Module Inputs & Outputs

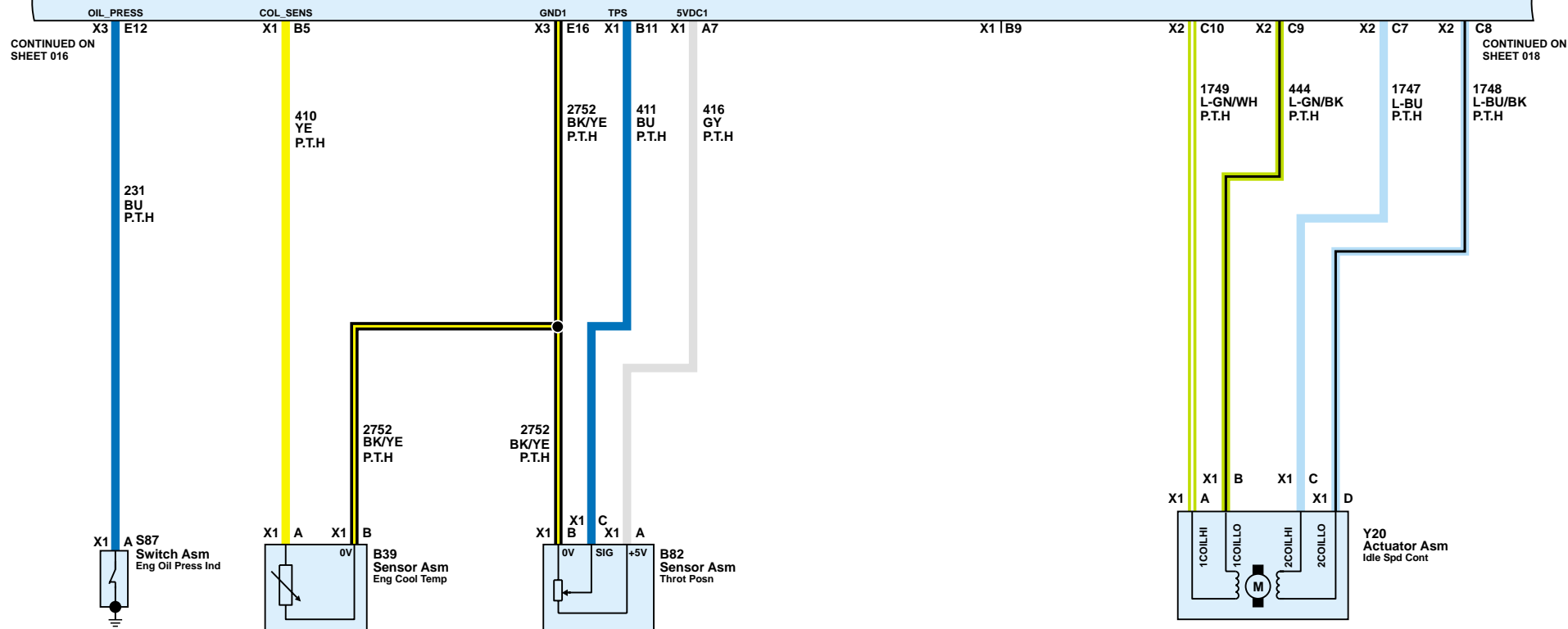
MY2004 VY & V2 SERIES

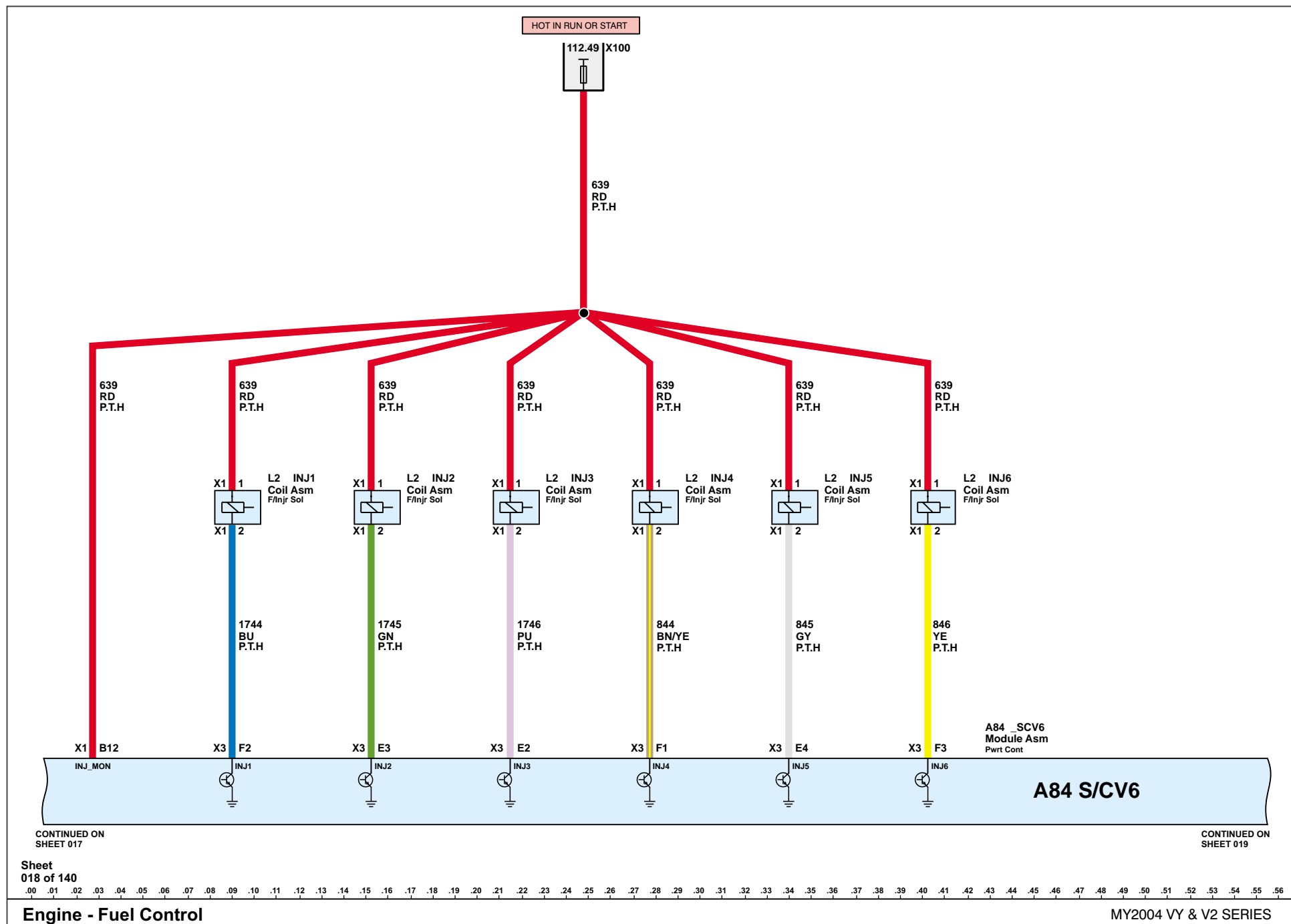
V04_12PSHT014

A84 S/CV6



A84 S/CV6



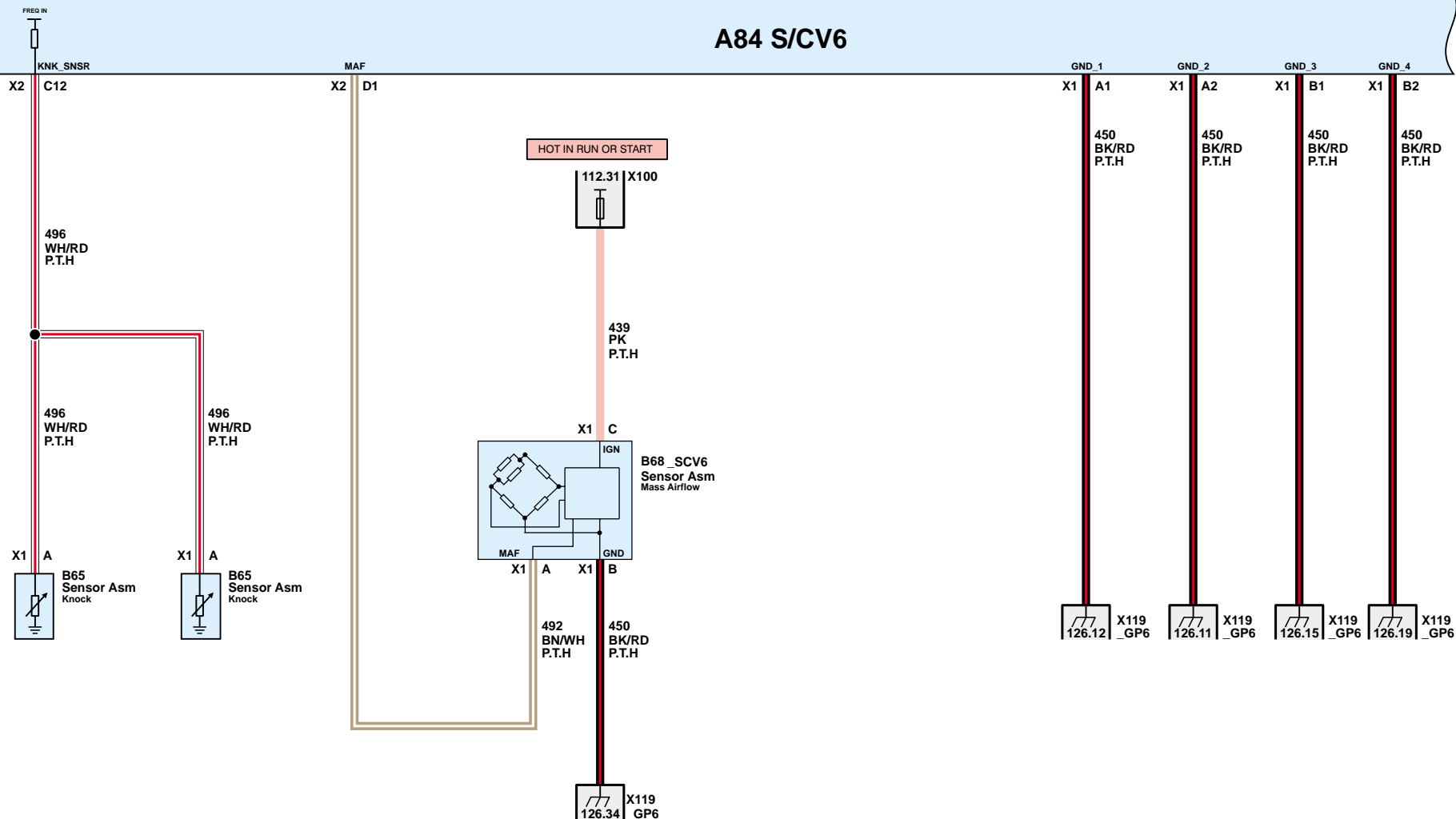


CONTINUED ON
SHEET 018

A84_SCV6
Module Asm
Pwr Cont

CONTINUED ON
SHEET 024

A84 S/CV6



Sheet
019 of 140

Engine - Engine Sensors & Controls

MY2004 VY & V2 SERIES

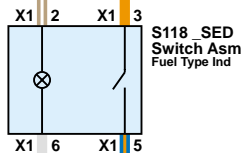
V04_12PSHT019

HOT WITH PARK LAMPS ON



32 BN/WH F.B.H

300 OG F.B.H



230 GY F.B.H

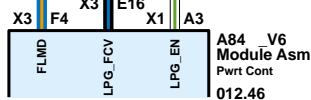
5606 BU/OG F.B.H

138.14 A15

5606 BU/OG P.T.H

5623 BK/BU P.T.H

2531 WH/GN P.T.H

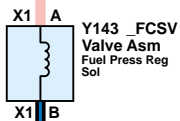


012.46

112.31 X100

439 PK P.T.H

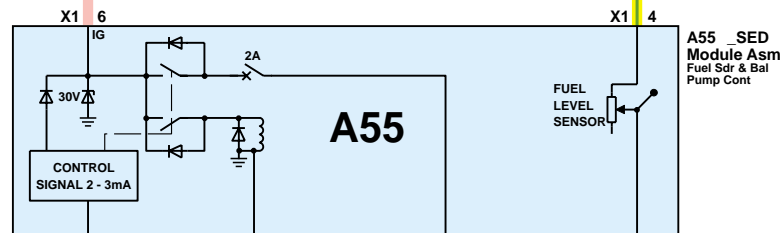
439 PK P.T.H



439 PK P.T.H

6 X203

439 PK L.P.G.H



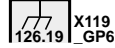
2531 WH/GN L.P.G.H

2 X203

450 BK/RD L.P.G.H

1 X203

450 BK/RD P.T.H

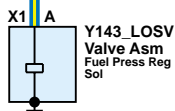


126.19

5620 BU/YE L.P.G.H

5 X203

5620 BU/YE P.T.H



095.48 P3

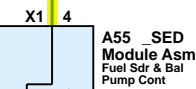
1589 YE F.B.H

17 X206

1589 YE P.T.H

4 X203

1589 YE/GN L.P.G.H



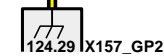
251 BK L.P.G.H

3 X203

251 BK/YE P.T.H

10 X206

251 BK/YE F.B.H



124.29


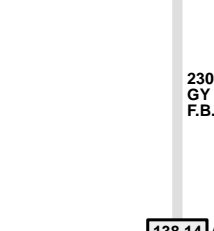
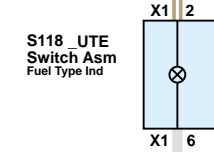

Sheet
022 of 140

Engine - Fuel Control (L.P.G) - Sedan

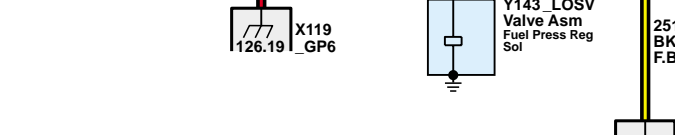
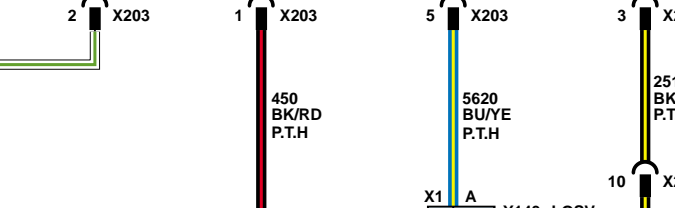
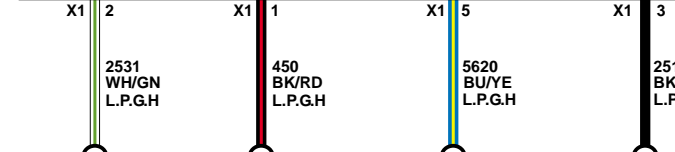
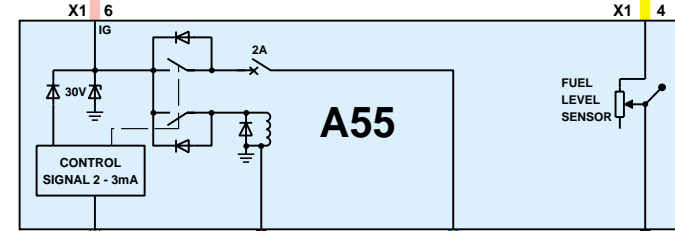
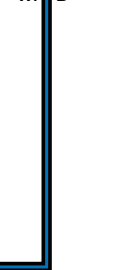
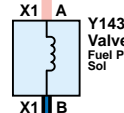
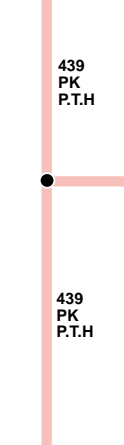
MY2004 VY & V2 SERIES

V04_12PSHT022

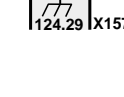
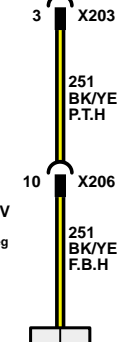
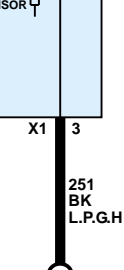
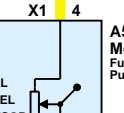
HOT WITH PARK LAMPS ON



112.31 X100



095.48 P3



Sheet 023 of 140