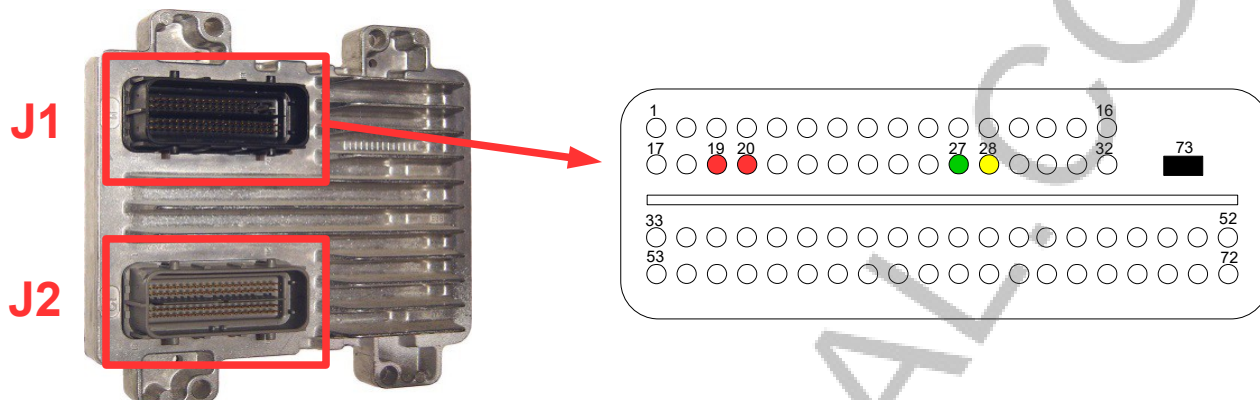


# GM/OPEL WIRING DIAGRAMS


#ACDELCO E98 WIRING DIAGRAMS  
#ACDELCO E98 BOOTPIN RECOVERY  
#ACDELCO E83 WIRING DIAGRAMS  
#ACDELCO E83 BOOTPIN RECOVERY  
#ACDELCO E87 WIRING DIAGRAMS  
#ACDELCO E87 BOOTPIN RECOVERY  
#ACDELCO E78 WIRING DIAGRAMS  
#ACDELCO E78 BOOTPIN RECOVERY  
#ACDELCO E39/E39A WIRING DIAGRAMS  
#ACDELCO E39A BOOTPIN RECOVERY  
#ACDELCO E39 BOOTPIN RECOVERY  
#DELPHI DCM3.7AP WIRING DIAGRAMS  
#ACDELCO E37 WIRING DIAGRAMS  
#ACDELCO E38 WIRING DIAGRAMS  
#ACDELCO E92 WIRING DIAGRAMS  
#ACDELCO E92 BOOTPIN RECOVERY  
#TCM 6T30,6T35,6T40,6T45,6T50  
# TCM 6T70,6T75,6T80  
#TCM 6L45,6L50,6L80,6L90  
#GM/OPEL EPS BOSCH 70F3187+95080

# ACDELCO E38 WIRING DIAGRAMS

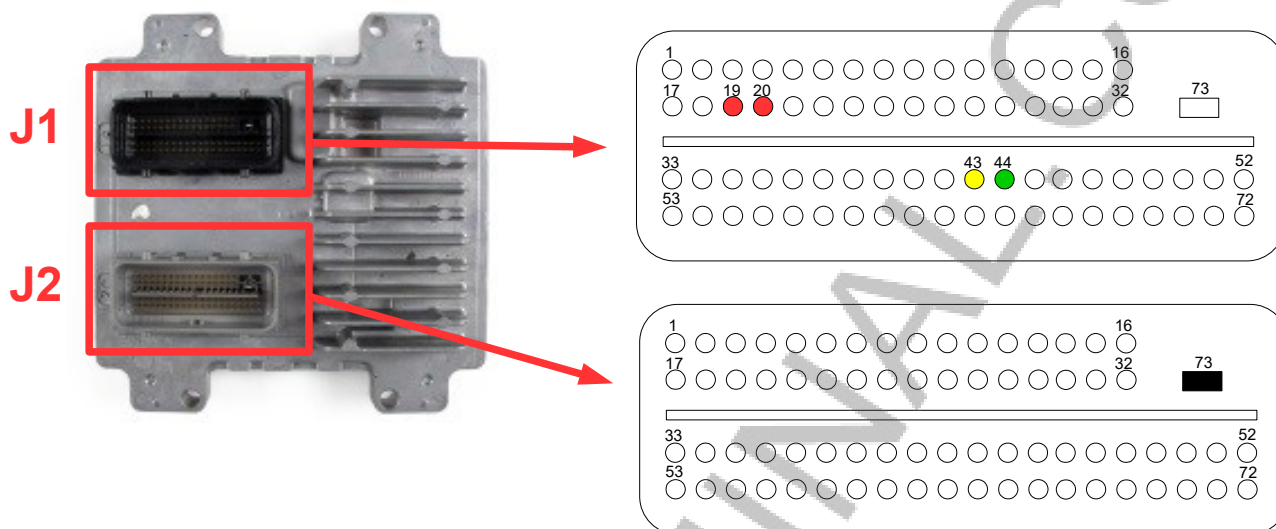


+12V	GND	CANH	CANL
J1-19,J1-20	J1-73	J1-28	J1-27

Connecting directly to ioterminal




# ACDELCO E37 WIRING DIAGRAMS

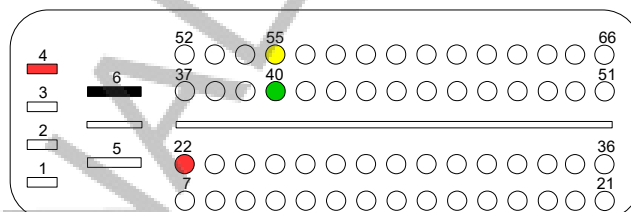



+12V	GND	CANH	CANL
J1-19,J1-20	J2-73	J1-43	J1-44

Connecting directly to ioterminal




# ACDELCO E98 WIRING DIAGRAMS



+12V	GND	CANH	CANL
4,22	6	55	40


Connecting directly to ioterminal






# ACDELCO E98 BOOTPIN RECOVERY

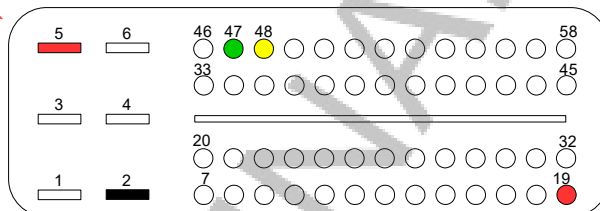
BACK



● BOOTCFG1




# DELPHI DCM3.7AP WIRING DIAGRAMS




+12V	GND	CANH	CANL
5,19	2	48	47

Connecting directly to ioterminal




# ACDELCO E83 WIRING DIAGRAMS



+12V	GND	CANH	CANL
J1-12,J1-14	J2-73	J1-10	J1-11

Connecting directly to ioterminal





# ACDELCO E83 BOOTPIN RECOVERY

200ohm

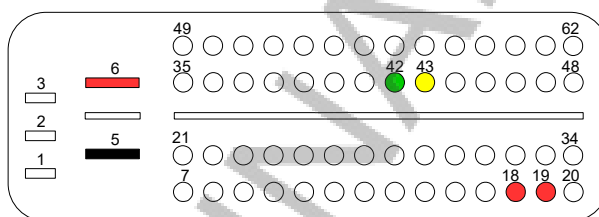



- RSTCFG
- PLLCFG1
- BOOTCFG1






# ACDELCO E87 WIRING DIAGRAMS



+12V	GND	CANH	CANL
6,18,19	5	43	42

Connecting directly to ioterminal

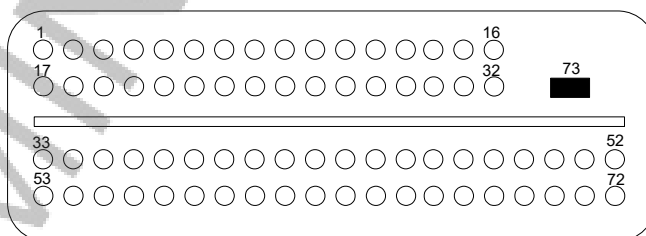
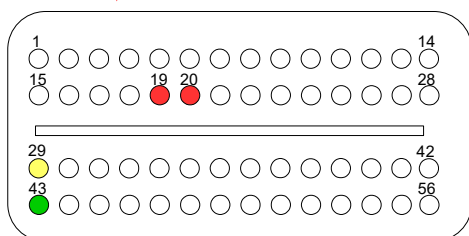



# ACDELCO E87 BOOTPIN RECOVERY






# ACDELCO E78 WIRING DIAGRAMS




+12V	GND	CANH	CANL
J1-19, J1-20	J2-73	J1-29	J1-43

Connecting directly to ioterminal







# ACDELCO E78 BOOTPIN RECOVERY



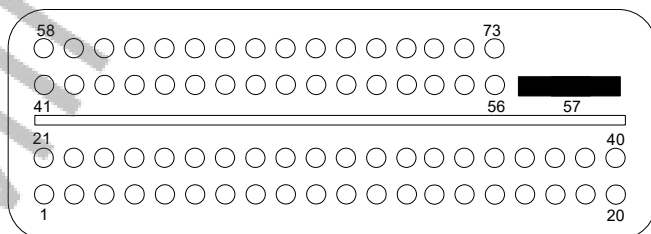
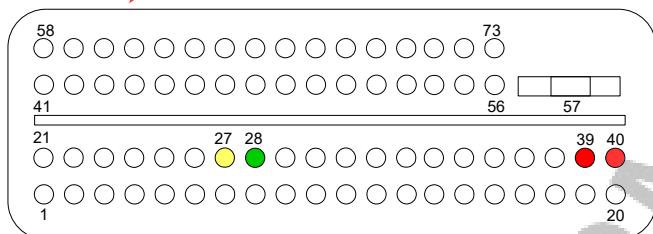
● RSTCFG



# ACDELCO E39/E39A WIRING DIAGRAMS




CPU : MPC5566




+12V	GND	CANH	CANL
J1-39, J1-40	J2-57	J1-27	J1-28

Connecting directly to ioterminal





# ACDELCO E39A BOOTPIN RECOVERY



● RSTCFG

● PLLCFG0

● PLLCFG1


■ BOOTCFG0

■ BOOTCFG1



# ACDELCO E39A BOOTPIN RECOVERY


[BACK](#)





# ACDELCO E39 BOOTPIN RECOVERY

BACK




- RSTCFG
- PLLCFG0
- PLLCFG1
- BOOTCFG0
- BOOTCFG1




# ACDELCO E39 BOOTPIN RECOVERY

[BACK](#)

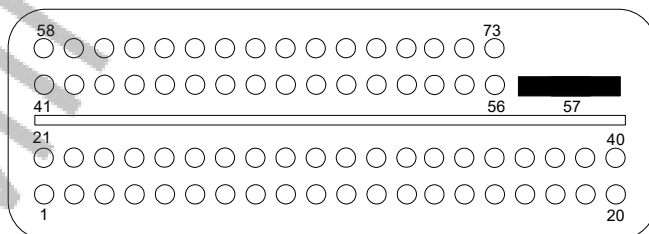
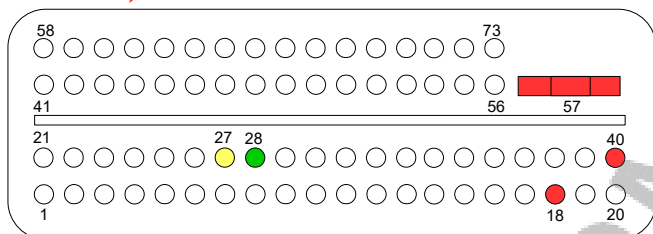




# ACDELCO E92 WIRING DIAGRAMS




CPU : MPC5674





+12V	GND	CANH	CANL
J1-18, J1-40, J1-57	J2-57	J1-27	J1-28

Connecting directly to ioterminal







# ACDELCO E92 BOOTPIN RECOVERY



# GM/OPEL EPS BOSCH 70F3187+95080




Connecting directly to ioterminal






# TCM 6T30,6T35,6T40,6T45,6T50

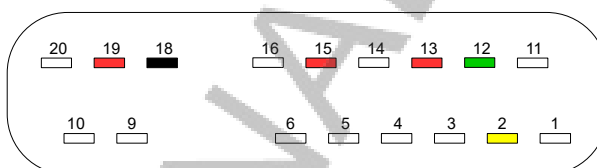


+12V	GND	CANH	CANL
1,12	2	7	8

Connecting directly to ioterminal




# TCM 6T70,6T75,6T80

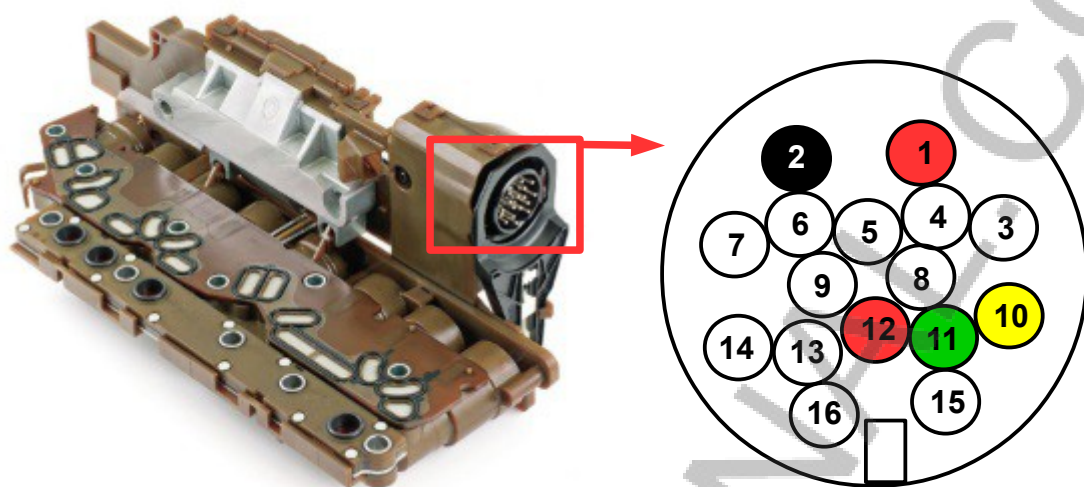


+12V	GND	CANH	CANL
13,15,19	18	2	12

Connecting directly to ioterminal



## TCM 6L45,6L50,6L80,6L90



+12V	GND	CANH	CANL
1,12	2	10	11

Connecting directly to ioterminal

