










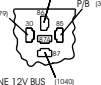
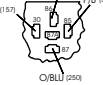
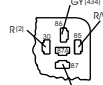
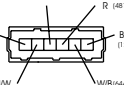
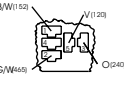




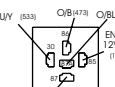



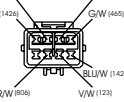
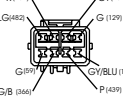
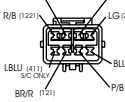
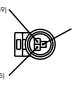
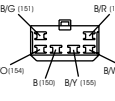


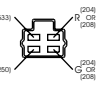


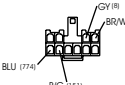

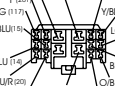
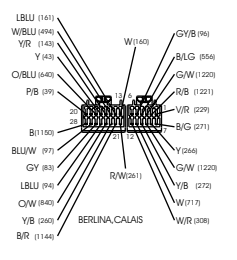
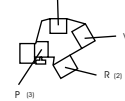
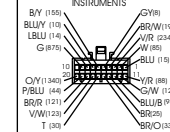
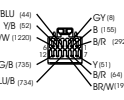
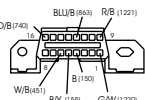
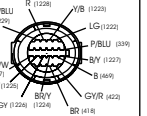

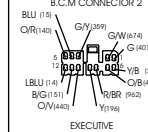
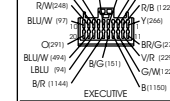
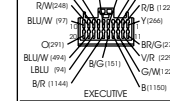
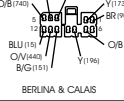
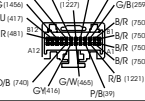
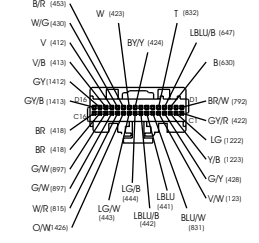
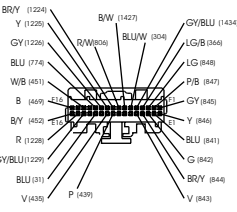
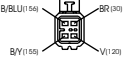


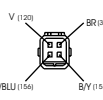


YE1 (POWER TRAIN HARNESS) CONDENSOR 	YE3 (POWER TRAIN HARNESS) KNOCK SENSOR 	YE5 (POWER TRAIN HARNESS) TACHO SIGNAL 	YE10 (POWER TRAIN HARNESS) COIL 	YE22 (POWER TRAIN HARNESS) INJECTORS 	YE23 (POWER TRAIN HARNESS) AIR TEMP SENSOR 	YE30 (POWER TRAIN HARNESS) THROTTLE POSITION SENSOR 	YE31 (POWER TRAIN HARNESS) DISTRIBUTOR 	YE33 (POWER TRAIN HARNESS) OIL PRESSURE SWITCH 	YE35 (POWER TRAIN HARNESS) IGNITION MODULE 	YE36 (POWER TRAIN HARNESS) IDLE AIR CONTROL MOTOR 	YE39 (M.W.H) E.F.I RELAY 	YE43 (M.W.H) ENGINE COOLING FAN RELAY (HIGH SPEED) 
YE49 (M.W.H) START RELAY 		YE53 (POWER TRAIN HARNESS) IGNITION MODULE 	YE96 (M.W.H) FUEL PUMP RELAY 	YE97 (POWER TRAIN HARNESS) EXHAUST GAS SENSOR 	YE99 (POWER TRAIN HARNESS) CANNISTER PURGE 	YE100 (POWER TRAIN HARNESS) M.A.F SENSOR 	YE101 (M.W.H) A/C RELAY 	YE103 (M.W.H) ENGINE COOLING FAN RELAY (LOW SPEED) 	YE104 (M.W.H) ENGINE COOLING FAN CONNECTOR 	YE105 (POWER TRAIN HARNESS) A/C COMPRESSOR 	YE106 (POWER TRAIN HARNESS) COOLANT TEMP SENSOR 	
YE110 (M.W.H) ENGINE CONNECTOR 1 		YE111 (M.W.H) ENGINE CONNECTOR 2 	YE112 (M.W.H) ENGINE CONNECTOR 3 	YE113 (POWER TRAIN HARNESS) A/C PRESSURE TRANSDUCER 	YE114 (M.W.H) LOCATION ES EARTH CONNECTOR 	YE117 (POWER TRAIN HARNESS) DIAGNOSTIC INTERCONNECT 	YE118 (BATTERY HARNESS) ENGINE COOLING FAN HARNESS 	YE119 (ENGINE COOLING FAN HARNESS) ENGINE COOLING FAN 				
YE120 (POWER TRAIN HARNESS) A/C COMPRESSOR SUPPRESSION DIODE 	YB30 (M.W.H) AUTO TRANS SELECTOR HARNESS 	YB34 (AUTO TRANS SELECTOR HARNESS) POWER & ECONOMY SHIFT SWITCH 	YB35 (POWER TRAIN HARNESS) NEUTRAL START AND BACK UP SWITCH 	YB38 (M.W.H) BODY HARNESS CONNECTOR 	YB175 (M.W.H) B.C.M CONNECTOR 3 			YB44 (M.W.H) IGNITION SWITCH 				
YB66 (M.W.H) INSTRUMENTS 	YB87 (M.W.H) E.C.C CONNECTOR 	YB128 (M.W.H) DATA LINK CONNECTOR 	YB129 (POWER TRAIN HARNESS) TRANSMISSION CONNECTOR 	YB132 (M.W.H) MANUAL TRANS SPEED SENDER 	YB163 (M.W.H) B.C.M CONNECTOR 2 			YB164 (M.W.H) EXECUTIVE 				
YB164 (M.W.H) B.C.M CONNECTOR 3 	YB174 (M.W.H) B.C.M CONNECTOR 2 	YB188 (POWER TRAIN HARNESS) P.C.M CONNECTOR 2 	YB193 (POWER TRAIN HARNESS) P.C.M CONNECTOR 1 	YB194 (POWER TRAIN HARNESS) P.C.M CONNECTOR 3 	YR44 (FUEL TANK HARNESS) FUEL TANK 			YR45 (BODY HARNESS) FUEL PUMP INTERCONNECT (WHERE FITTED) 				
YB195 (POWER TRAIN HARNESS) AUTO TRANSMISSION SPEED SENDER 		YR32 (BODY HARNESS) FUEL TANK HARNESS CONNECTOR 										

HARNESS SYMBOLS: (M.W.H.) (BAT.) (E.) (PT.) (B.)

