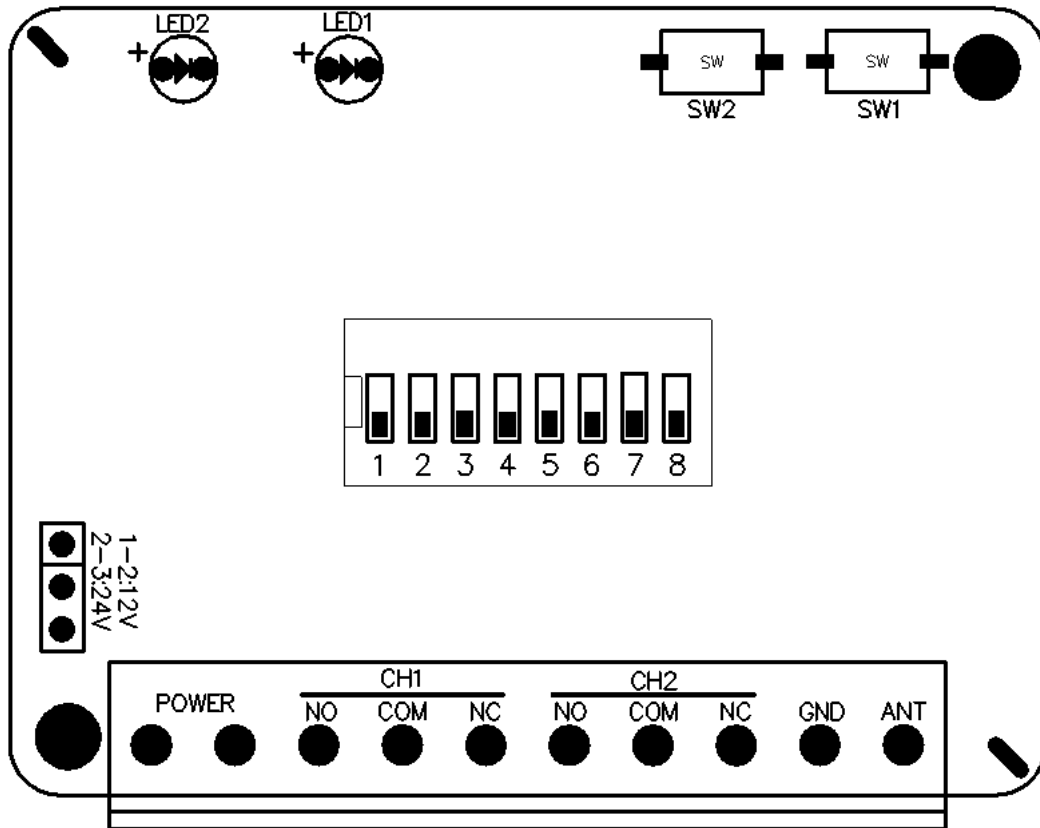


# JJ-JS-SM18-DP

## 1. RX Multi



## 2. Technical Parameters

- Power Input Selector: AC/DC12V-24V. User can choose the voltage by jump pin.
- Channel: 2CHS ;
- Frequency: 300MHZ-868.8MHZ;
- Memory Capacity: 200pcs;

## 3. Brand Select

With 8 bits dip switch, the user can make difference combination for different remote brands. The brands selection show as table.

## 4. Learn button and LED

In RX Multi receiver, there are 2 independent channels. Each channel has independent learn button SW1, SW2 and LED L1,L2.

## 5. Operation

### How to entry remote and Erase all remote

#### Entry one button or remote:

1. First, selecting the correct brands for remote will be entry by dip switch;
2. Press the learn button, the LED turn on. Press the button on the remote, the LED flashes 4 times, this button entry into the RX Multi successfully.
3. Repeat step 2 for another button.
4. 2 channels works at same.

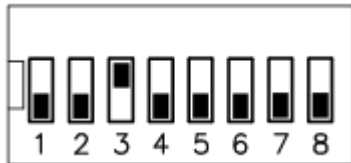

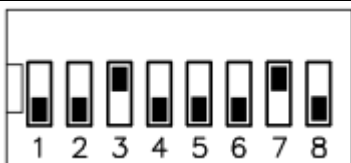
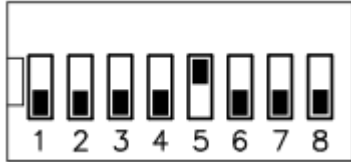

#### Erase all data in memory card:

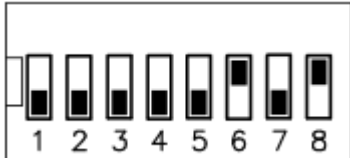
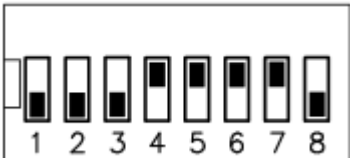
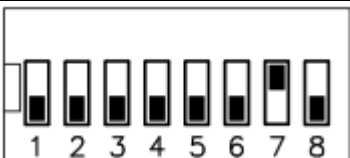
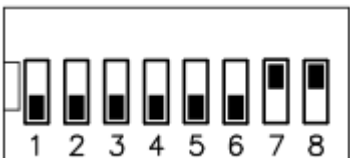
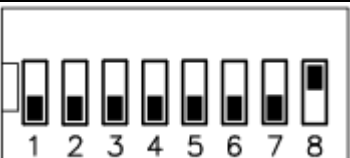
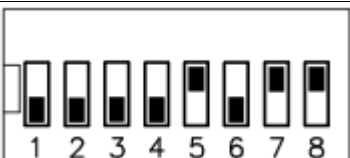
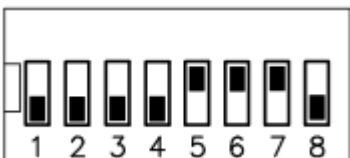
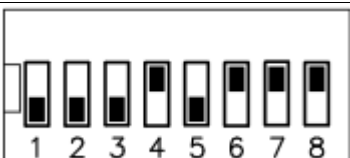
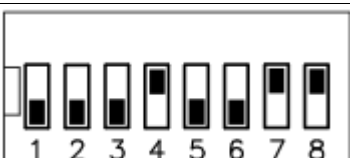
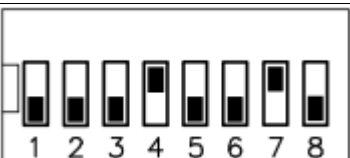
Pressing and holding either learn button, the LED start flash. Keep holds pressing this button until the LED turn off. All data in the memory card will be erased permanently.


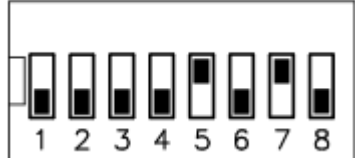
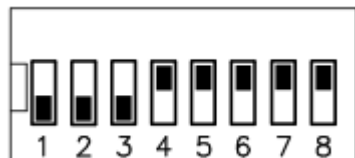
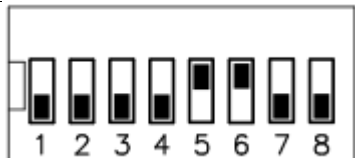
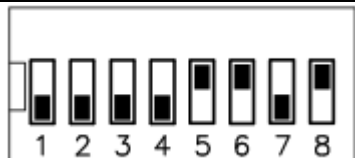

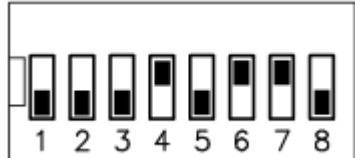

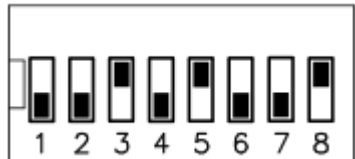
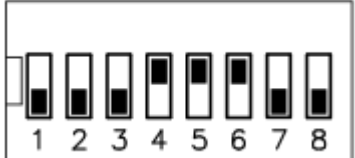
**Notice:** Be carefully for erasing all data in the memory card. The data will be erased permanently and can not be recovered.

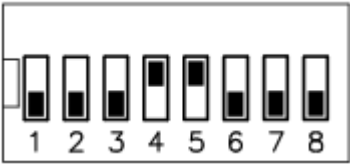
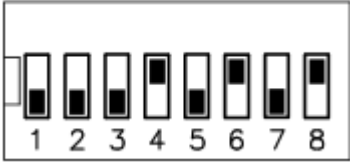
## 6. Table

Note: remote control with “★” are still testing.

Item	Selection dip switch	Brands	Frequency
1		PTX5 V1 V2 B&D Tri Trans V1 V2	ASK 433.92MHZ
2		Merlin+2.0 (NOTE ONLY AFTERMARKET REMOTES WILL WORK WITH THIS RECEIVER)	ASK 433.92MHZ
3		Merlin+	ASK 433.92MHZ
4		BFT、NiceSmilo、 ATAPTX4,SEIP TM 60, MHOUSE,HERCULIFT Superlift /Avanti, (FAAC aftermarket remote)	ASK 433.92MHZ
5		Universal rolling code GLIDEROL 305C	ASK 315MHZ

6		FAAC SLH Rolling Code GENUINE REMOTE ONLY	FSK 433.92 MHZ
7		FAAC GENUINE REMOTE ONLY	FSK 868.8 MHZ
8		MARANTEC	ASK 433.92 MHZ
9		MARANTEC	ASK 868.35 MHZ
10		NICE FLORS GENUINE REMOTE ONLY	ASK 433.92 MHZ
11		Fixed Code DITEC,V2	ASK 315 MHZ
12		Universal fixed code DITEC,V2	ASK 390 MHZ
13		Liftmaster	ASK 315MHZ
14		Liftmaster	ASK 390MHZ
15		Liftmaster	ASK 868MHZ

16		Universal fixed code	ASK 300MHZ
17		Universal fixed code	ASK 310MHZ
18 ★		Hormann、 Marantec、 Berner	868MHZ
19		Universal fixed code	ASK 318MHZ
20		Fixed code	ASK 330MHZ
21		Fixed code Ditec、CAME	ASK 433.92MHZ
22 ★		Clemsa Mastercode	ASK 433.92MHZ
23 ★		JMC TECH	ASK 868.35MHZ
24 ★		ROJAYEN	ASK 868.35MHZ
25		Prastel	ASK 433.92MHZ

26		Sommer	FSK 868.8MHZ
27		Sommer	FSK 433.34MHZ