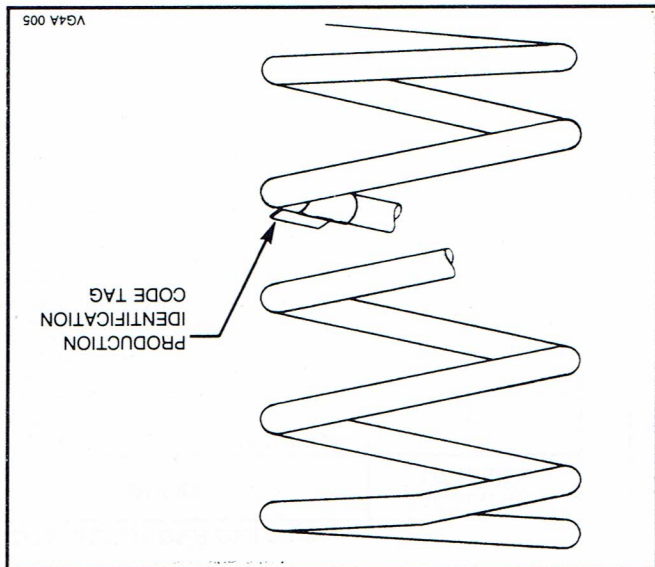


4. SPECIFICATIONS

REAR SPRING DETAILS

MODELS	TOTAL NO. COILS	FREE LENGTH (mm)	INSIDE DIAM. (mm)	PROD. I.D. CODE (Tag on spring)	SPRING TYPE & RATE
V6 or V8 ENGINE - SEDAN MODELS - STANDARD SUSP.	9.0	370	94.0	XS	VARIABLE 32.0/43.0 N/mm
V6 or V8 ENGINE - S/WAGON MODELS - STANDARD SUSP.	9.45	378	94.0	XR	VARIABLE 40.0/46.0 N/mm
V6 or V8 ENGINE - SEDAN MODELS - FE2 SUSPENSION	8.12	336	94.0	XM	VARIABLE 40.0/52.0 N/mm
V6 or V8 ENGINE - S/WAGON MODELS - FE2 SUSPENSION	9.30	364	94.0	YB	VARIABLE 31.8/54.0 N/mm
V6 or V8 ENGINE - SEDAN MODELS - V5W SUSPENSION	9.30	368	94.0	VL	VARIABLE 48.8/57.1 N/mm
V6 or V8 ENGINE - S/WAGON MODELS - V5W SUSPENSION	9.25	365	94.0	VN	LINEAR COIL 56.3 N/mm
V6 or V8 ENGINE - L.H. UTILITY MODELS - R.H.	9.30	360	94.0	HL HR	VARIABLE 48.8/57.1 N/mm



## 4. SPECIFICATIONS -- Cont'd

### STABILIZER BAR DETAILS

MODEL	DIM. "A" in Fig. 4A1-30	PROD I.D. No.
V6 ENGINE - SEDAN MODELS - STANDARD SUSPENSION	19.0	AF
V6 ENGINE - SEDAN MODELS - FE2 SUSPENSION	19.0	AF
V6 ENGINE - SEDAN MODELS - V5W SUSPENSION	16.0	AE
V6 ENGINE - S/WAGON MODELS - STANDARD SUSPENSION	18.0	AA
V6 ENGINE - S/WAGON MODELS - FE2 SUSPENSION	19.0	AF
V6 ENGINE - S/WAGON MODELS - V5W SUSPENSION	18.0	AA
V8 ENGINE - SEDAN MODELS - STANDARD SUSPENSION	20.0	AG
V8 ENGINE - SEDAN MODELS - FE2 SUSPENSION	20.0	AG
V8 ENGINE - S/WAGON MODELS - STANDARD SUSPENSION	19.0	AF
V8 ENGINE - S/WAGON MODELS - V5W SUSPENSION	18.0	AA
V6 OR V8 ENGINE - UTILITY MODELS - ALL	16.0	AE

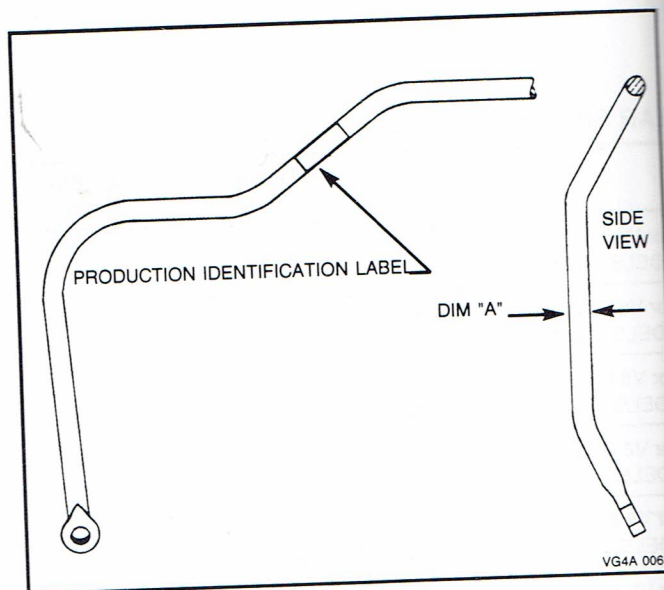


Figure 4A1-30

### SHOCK ABSORBER DETAILS

MODEL	PRODUCTION I.D. LABEL
V6 ENGINE - SEDAN MODELS - STANDARD SUSPENSION	KG
V6 ENGINE - SEDAN MODELS - FE2 SUSPENSION	GY
V6 ENGINE - SEDAN MODELS - V5W SUSPENSION	KA
V6 ENGINE - S/WAGON MODELS - STANDARD SUSPENSION	GN
V6 ENGINE - S/WAGON MODELS - FE2 SUSPENSION	GZ
V6 ENGINE - S/WAGON MODELS - V5W SUSPENSION	KB
V8 ENGINE - SEDAN MODELS - STANDARD SUSPENSION	KG
V8 ENGINE - SEDAN MODELS - FE2 SUSPENSION	GY
V8 ENGINE - SEDAN MODELS - V5W SUSPENSION	KA
V8 ENGINE - S/WAGON MODELS - STANDARD SUSPENSION	GN
V8 ENGINE - S/WAGON MODELS - V5W SUSPENSION	KB
V6 OR V8 ENGINE - UTILITY MODELS - ALL	GV

#### NOTE:

Gas pressurised shock absorbers are identified by the WARNING on the lower end of the unit.

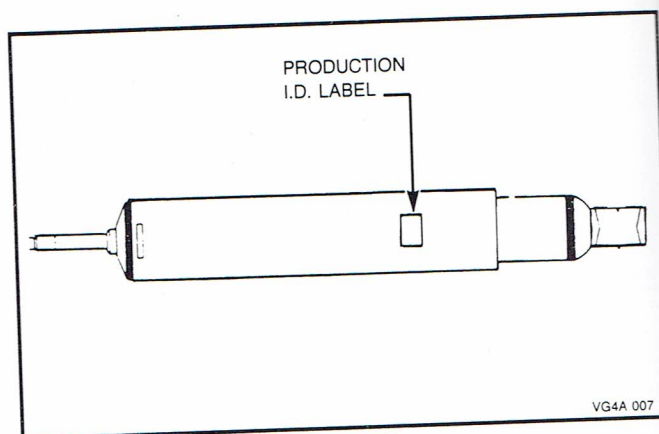


Figure 4A1-31




Figure 4A1-32